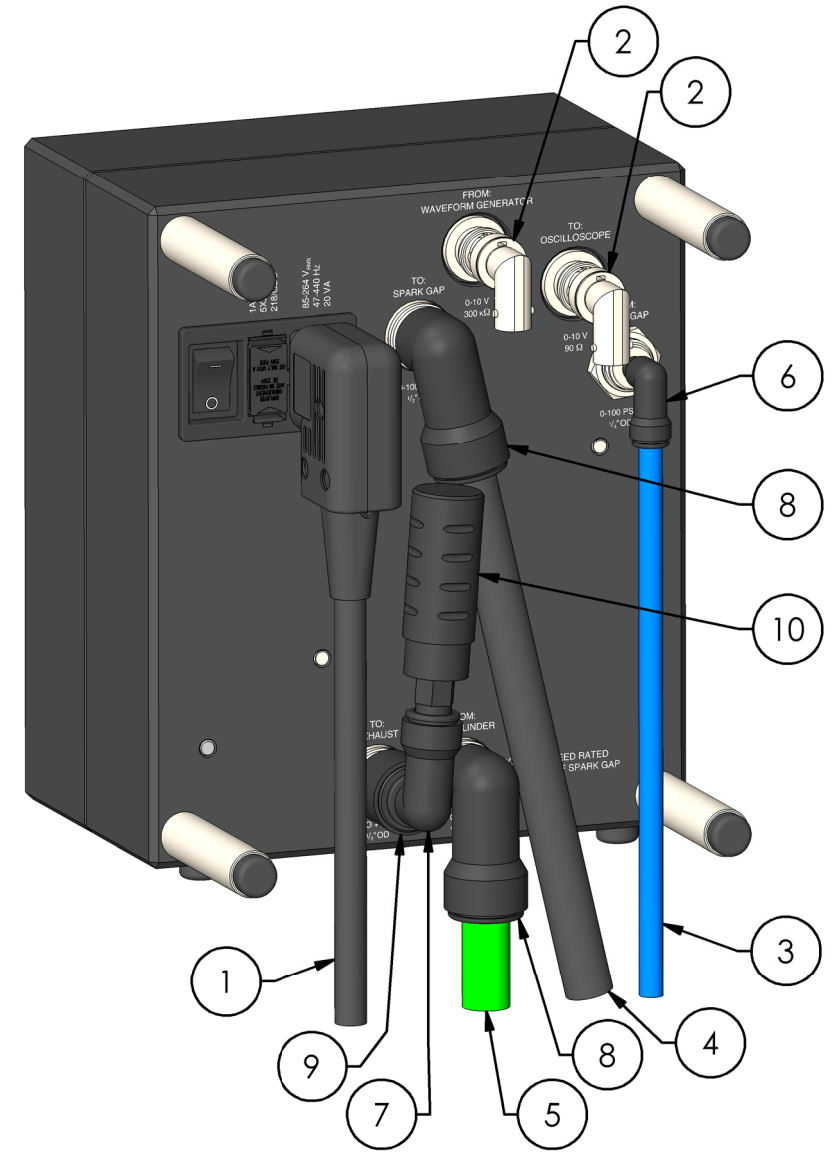
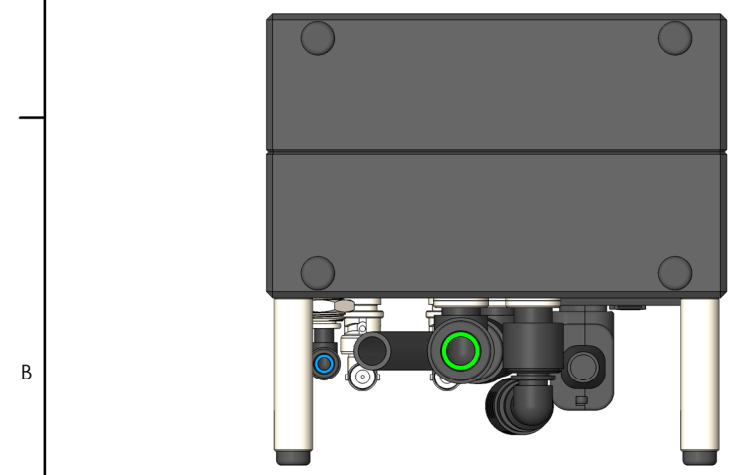
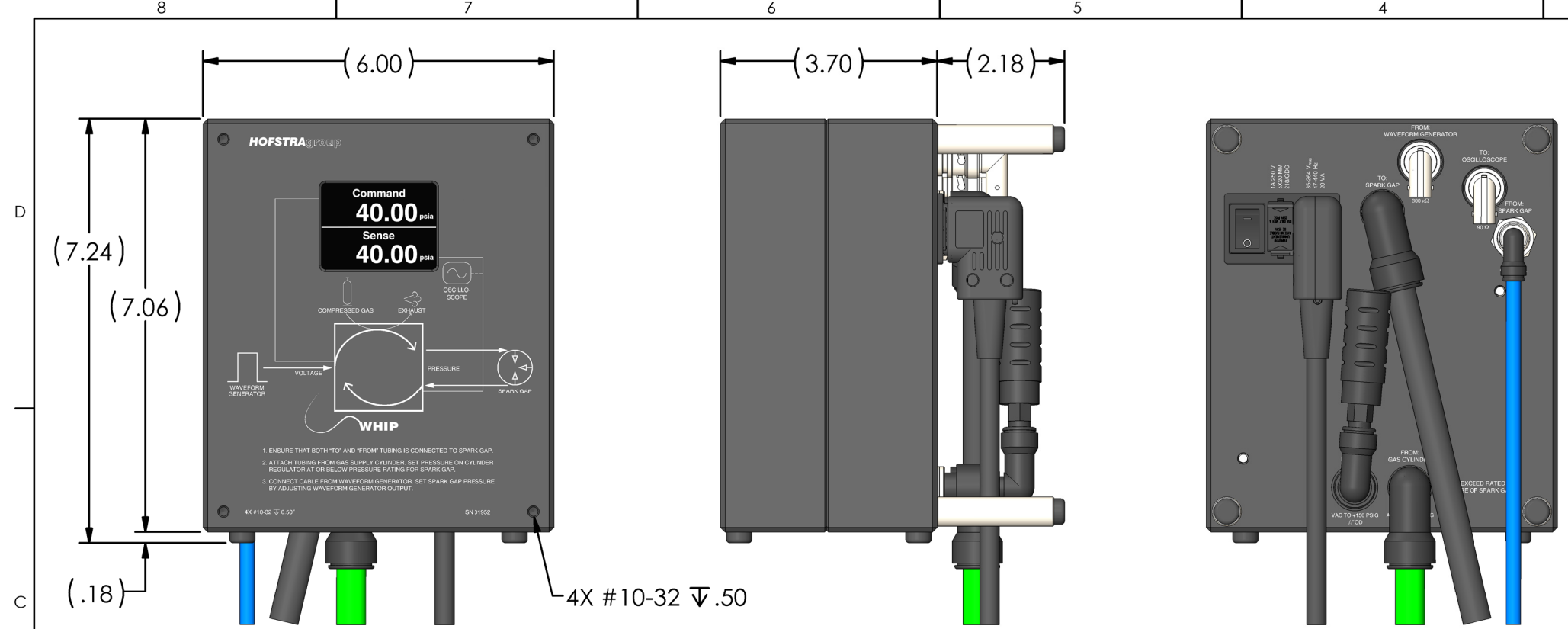


REVISIONS					
REV	ZONE	DESCRIPTION	CHANGED BY	APPROVED	MM/DD/YY



ALL DIMENSIONS ARE NOMINAL FOR REFERENCE ONLY

ITEM	QTY	PART NUMBER	DESCRIPTION	MATERIAL
10	1	MCMaster 8457T32	MUFFLER 3/8 MALE TUBE STEM	POLYPROPYLENE
9	1	MCMaster 5562K381	1/2 TUBE STEM TO 3/8 TUBE ADAPTER	POLYPROPYLENE, BLACK
8	2	MCMaster 5779K689	1/2 TUBE STEM TO TUBE ELBOW ADAPTER	PLASTIC, BLACK
7	1	MCMaster 5779K688	3/8 TUBE STEM ELBOW	PLASTIC, BLACK
6	1	MCMaster 5779K685	1/4 TUBE STEM ELBOW	PLASTIC, BLACK
5	1	MCMaster 51185K334	.500 OD X .075 WALL TUBING, GREEN	FLAME-RETARDANT NYLON, OPAQUE
4	1	MCMaster 51185K43	.500 OD X .075 WALL TUBING, BLACK	FLAME-RETARDANT NYLON, OPAQUE
3	1	MCMaster 51185K41	.250 OD X .041 WALL TUBING, BLUE	FLAME-RETARDANT NYLON, OPAQUE
2	2	MOUSER 601-27-8150	BNC RIGHT ANGLE ADAPTER	
1	1	VOLEX 17606 10 B1	RIGHT-ANGLE AC POWER CORD, 18 AWG, 6 FEET, BLACK	

PARTS LIST / BILL OF MATERIALS

UNLESS OTHERWISE SPECIFIED, DIMENSIONS ARE IN INCHES. TOLERANCES ARE: .X = ± .030 .XX = ± .010 .XXX = ± .005 ANGULAR = ± 1° MACHINED FINISH = 63/		DESIGNED		PEER HOFSTRA	HG	11/2/18
		DRAWN		DANNY GALLANT	GI	11/2/18
CHECKED		PEER HOFSTRA	HG	11/2/18		
APPROVED		PEER HOFSTRA	HG	11/2/18		
NONE		NEXT ASSEMBLY				
SIZE B		SCALE: NONE DO NOT SCALE DRAWING		SHEET 1 OF 1		

Hofstra Group, Ltd. Co.

PROJECT: 4290

WHIP SPECIFICATIONS

DRAWING NUMBER: HG-5469

REV: A